

(1)(a) STATEMENT SHOWING SHAREHOLDING PATTERN IN CLAUSE-35

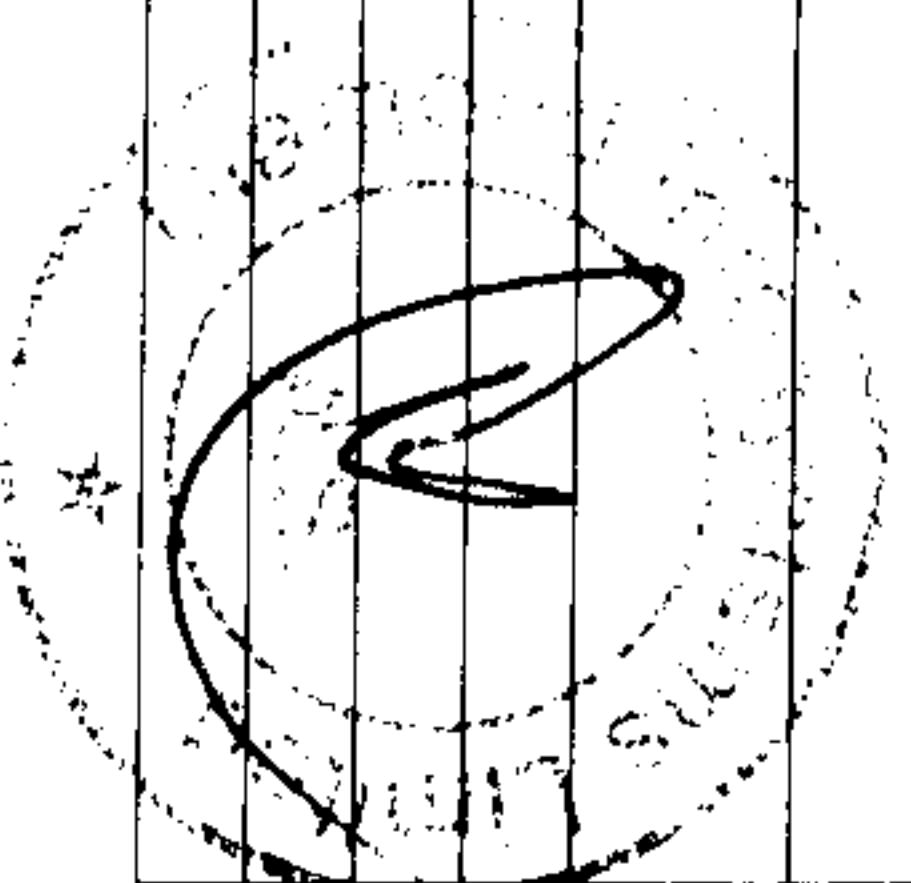
NAME OF THE COMPANY: DIAMOND INFOSYSTEMS LIMITED			
SCRIP CODE:	530801	Name of the Scrip:	
Class of Security:			
QUARTER ENDED:	31/03/2014		
Partly paid-up shares	No. of partly paid-up shares	As a % of total no. of partly paid-up shares	As a % of total no. of shares of the Company.
Held by promoter/promoter group	0	0	0
Held by Public	0	0	0
Total:	0	0	0
Outstanding convertible securities:	No. of outstanding securities	As a % of total no. of outstanding convertible securities.	As a % of total no. of shares of the Company assuming full conversion of the convertible securities
Held by promoter/promoter group	0	0	0
Held by Public	0	0	0
Total:	0	0	0
Warrants:	No. of warrants	As a % of total no. of warrants	As a % of total no. of shares of the Company, assuming full conversion of warrants
Held by promoter/promoter group	0	0	0
Held by Public	0	0	0
Total:	0	0	0
Total paid-up capital of the Company, assuming full conversion of warrants and convertible securities			
		5885000	100.00

For Diamond Infosystems Limited

Authorised Signatory
Authorised Signatory



CATEGORY CODE	CATEGORY OF SHAREHOLDER	NO OF SHAREHOLDERS	TOTAL NUMBER OF SHARES	NO OF SHARES HELD IN DEMATERIALIZED FORM	TOTAL SHAREHOLDING AS A % OF TOTAL NO OF SHARES		NUMBER OF SHARES	SHARES PLEDGE OR OTHERWISE ENCUMBERED
					AS a PERCENTAGE of (A+B) (VI)	AS a PERCENTAGE of (A+B+C) (VII)		
(I)	PROMOTER AND PROMOTER GROUP	(III)	(IV)	(V)	(VI)	(VII)	(VIII)	(IX)=(VIII)/(IV)*100
(A)	INDIAN							
(1)	Individual /HUF	1	175750	175750	2.99	2.99	0	0.00
(b)	Central Government/State Government(s)	0	0	0	0.00	0.00	0	0.00
(c)	Bodies Corporate	2	2476745	2307845	42.09	42.09	0	0.00
(d)	Financial Institutions / Banks	0	0	0	0.00	0.00	0	0.00
(e)	Others	0	0	0	0.00	0.00	0	0.00
	Sub-Total A(1) :	3	2652495	2483595	45.07	45.07	0	0.00
(2)	FOREIGN							
(a)	Individuals (NRIs/Foreign Individuals)	0	0	0	0.00	0.00	0	0.00
(b)	Bodies Corporate	0	0	0	0.00	0.00	0	0.00
(c)	Institutions	0	0	0	0.00	0.00	0	0.00
(d)	Qualified Foreign Investor	0	0	0	0.00	0.00	0	0.00
(e)	Others	0	0	0	0.00	0.00	0	0.00
	Sub-Total A(2) :	0	0	0	0.00	0.00	0	0.00
	Total A=A(1)+A(2)	3	2652495	2483595	45.07	45.07	0	0.00
(B)	PUBLIC SHAREHOLDING							
(1)	INSTITUTIONS							
(a)	Mutual Funds /UTI	1	725000	0	12.32	12.32		
(b)	Financial Institutions /Banks	0	0	0	0.00	0.00		
(c)	Central Government / State Government(s)	0	0	0	0.00	0.00		
(d)	Venture Capital Funds	0	0	0	0.00	0.00		
(e)	Insurance Companies	0	0	0	0.00	0.00		
(f)	Foreign Institutional Investors	0	0	0	0.00	0.00		
(g)	Foreign Venture Capital Investors	0	0	0	0.00	0.00		
(h)	Qualified Foreign Investor	0	0	0	0.00	0.00		
(i)	Others	0	0	0	0.00	0.00		
	Sub-Total B(1) :	1	725000	0	12.32	12.32		
(2)	NON-INSTITUTIONS							
(a)	Bodies Corporate	2	900	800	0.02	0.02		
(b)	Individuals							
	(i) Individuals holding nominal share capital upto Rs. 1 lakh	244	99824	30000	1.70	1.70		
	(ii) Individuals holding nominal share capital in excess of Rs. 1 lakh	9	2406781	2336981	40.90	40.90		
(c)	Others	0	0	0	0.00	0.00		
(d)	Qualified Foreign Investor	0	0	0	0.00	0.00		
	Sub-Total B(2)	255	2507505	2367781	42.61	42.61		



CATEGORY CODE	CATEGORY OF SHAREHOLDER	NO OF SHAREHOLDERS	TOTAL NUMBER OF SHARES	NO OF SHARES HELD IN DEMATERIALIZED FORM	TOTAL SHAREHOLDING AS A % OF TOTAL NO OF SHARES		NUMBER OF SHARES	SHARES PLEDGE OR OTHERWISE ENCUMBERED
					AS a PERCENTAGE of (A+B)	As a PERCENTAGE of (A+B+C)		
(I)	(II)	(III)	(IV)	(V)	(VI)	(VII)	(VIII)	(IX)=(VIII)/(IV)*100
	Total B=B(1)+B(2) :	256	3232505	2367781	54.93	54.93		
	Total (A+B) :	259	5885000	4851376	100.00	100.00		
(C)	Shares held by custodians. against which Depository Receipts have been issued							
(1)	Promoter and Promoter Group							
(2)	Public	0	0	0	0.00	0.00		
	GRAND TOTAL (A+B+C) :	259	5885000	4851376	100.00	0.00	0	0.00

For Diamond Infosystems Limited
Diamond Infosystems Limited

Authorised Signatory
 Authorised Signatory




(I)/(b)	Statement showing holding of securities (including shares, warrants, convertible securities) of persons belonging to the category "Promoter and Promoter Group"												
Sr.No	Name of the Shareholder	Details of Shares held			Encumbered shares (*)			Details of Warrants			Details of convertible securities		Total Shares (including underlying shares assuming full conversion of warrants and convertible securities) as a % of diluted share capital
		No. of Shares held (III)	As a % of grand total (A)+(B)+(C) (IV)	Pledge Shares (V)	AS a percentage (VI)=(V)/(III)*100	AS a % of grand total (A) + (B) + (C) of sub-clause (I)(a) (VII)	Number of warrants held (VIII)	As a % total number of warrants of the same class (IX)	Number of convertible securities held (X)	As a % total number of convertible securities of the same class (XI)	(XII)		
1	DIAMOND PROJECTS PVT LTD	2307845	39.22	0	0.00	0.00	0	0.00	0	0.00	0	0.00	39.22
2	S N BHATNAGAR	175750	2.99	0	0.00	0.00	0	0.00	0	0.00	0	0.00	2.99
3	SUMIT ASSOCIATES	168900	2.87	0	0.00	0.00	0	0.00	0	0.00	0	0.00	2.87
	TOTAL :	2652495	45.07	0	0.00	0.00	0	0.00	0	0.00	0	0.00	45.07




(1)(c)(i)	Statement showing holding of securities (including shares, warrants, convertible securities) of persons belonging to the category "Public" and holding more than 1% of the total number of shares									
Sr.No.	Name of the shareholder	Number of shares held	Shares as a percentage of total number of shares {i.e., Grant total (A)+(B)+(C) indicated in Statement at para (1)(a) above}	Details of warrants		Details of convertible securities		Total shares (including underlying shares assuming full conversion of warrants and convertible securities) as a % of diluted share capital)		
				Number of warrants held	As a % total number of warrants of the same class	Number of convertible securities held	% w.r.t total number of convertible securities of the same class			
1	ADMINISTRATOR OF THE SPECIFIED	725000	12.32	0	0.00	0	0.00		12.32	
2	SURESH N BHATNAGAR	628141	10.67	0	0.00	0	0.00		10.67	
3	AMIT SURESH	537212	9.13	0	0.00	0	0.00		9.13	
4	SUMIT SURESH	498323	8.47	0	0.00	0	0.00		8.47	
5	MADHURILATA BHATNAGAR	326905	5.55	0	0.00	0	0.00		5.55	
6	RICHA BHATNAGAR	173200	2.94	0	0.00	0	0.00		2.94	
7	MONA BHATNAGAR	173200	2.94	0	0.00	0	0.00		2.94	
	TOTAL :	3061981	52.03	0	0.00	0	0.00		52.03	




(I)(c)(ii)	Statement showing holding of securities (including shares, warrants, convertible securities) of persons (together with PAC) belonging to the category "Public" and holding more than 5% of the total number of shares of the company	Number of shares held	Shares as a percentage of total number of shares (i.e., Grant total (A)+(B)+(C) indicated in Statement at para (I)(a) above)	Details of warrants		Details of convertible securities		Total shares (including underlying shares assuming full conversion of warrants and convertible securities) as a % of diluted share capital)
Sr.No.	Name(s) of the shareholder(s) and the Persons Acting in Concert (PAC) with them			Number of warrants held	As a % total number of warrants of the same class	Number of convertible securities held	% w.r.t total number of convertible securities of the same class	
1	ADMINISTRATOR OF THE SPECIFIED	725000	12.32	0	0.00	0	0.00	12.32
2	SURESH N BHATNAGAR	628141	10.67	0	0.00	0	0.00	10.67
3	AMIT SURESH	537212	9.13	0	0.00	0	0.00	9.13
4	SUMIT SURESH	498323	8.47	0	0.00	0	0.00	8.47
5	MADHURILATA BHATNAGAR	326905	5.55	0	0.00	0	0.00	5.55
	TOTAL :	2715581	46.14	0	0.00	0	0.00	46.14



STATEMENT SHOWING DETAILS OF LOCKED-IN SHARES"				
(1)(d)				
Sr. No.	Name of the shareholder	Number of locked-in shares	Locked-in shares as a (%) percentage of total number of shares {i.e. Grand Total (A)+(B)+(C) Indicated in Statement at para (1)(a) above}	Promoter/Promoter Group/Public
	TOTAL :	0	0	



STATEMENT SHOWING DETAILS OF DEPOSITORY RECEIPTS (DRS)			
(II)(a)			
Sr.No.	Type of outstanding DR (ADRs, GDRs, SDRs, etc)	Number of outstanding DRS	Number of shares underlying outstanding DRS
			Shares underlying outstanding DRS as a percentage of total number of shares {i.e., Grand Total (A)+(B)+(C) indicated in Statement at Para(I)(a) above}
	TOTAL :	0	0



(II)(b)	Statement showing Holding of Depository Receipts (DRs), where underlying shares held by "Promoter/Promoter group" are in excess of 1% of the total number shares.			
Sr.No.	Name of the DR Holder	Type of outstanding DR (ADRs,GDRs,SD Rs,etc.)	Number of shares underlying outstanding DRs	Shares underlying outstanding DRs as a percentage of total number of shares [i.e., Grand Total (A)+(B)+(C) indicated in Statement at para(I)(a) above]
	TOTAL :		0	0

